



3 Sherril Close

Staddiscombe, Plymouth, PL9 9DB

£1,200 PCM



Mid-terraced re-furnished family home with unfurnished accommodation comprising modern kitchen/dining room, lounge, 3 bedrooms & family bathroom. There is a garden to the front with an enclosed rear garden and off-road parking.



3 SHERRIL CLOSE, STADDISCOMBE, PLYMOUTH PL9 9DB Accommodation (Accommodation)

Part double-glazed uPVC entrance door into the entrance porch.

ENTRANCE PORCH

Double-glazed window to the front. Storage area. Cupboard concealing the electric meter. Part-glazed uPVC inner door leading into the entrance hall.

ENTRANCE HALL

Staircase rising to the first floor accommodation with under-stairs storage area. Additional walk-in storage cupboard housing the gas meter and electric consumer unit. Door leading into the kitchen/dining room. Door leading into the lounge.

LOUNGE 12'5" x 11'2" (3.78 x 3.40 (3.80 x 3.41))

2 double-glazed windows to the rear. Feature fireplace with electric fire. Door leading into the kitchen/dining room.

KITCHEN/DINING ROOM 21'5" x 8'0" (21'6" x 8'1") (6.53 x 2.44 (6.55 x 2.46))

Double-glazed window to the front. Double-glazed door leading out to the rear garden. Fitted with a range of modern matching eye-level and base units with roll-edged work surfaces. Inset single-drainer 1½ bowl stainless-steel sink unit with mixer tap. Range of tiled splash-backs. Inset electric hob with electric oven beneath. Space and plumbing for a washing machine. Space for fridge/freezer.

FIRST FLOOR LANDING

Built-in airing cupboard. Loft hatch. Door leading to bedroom one.

BEDROOM ONE 12'4" x 10'4" (3.76 x 3.15)

Double-glazed window to the rear.

BEDROOM TWO 9'1" x 9'10" (2.77 x 3.00)

Double-glazed window to the rear.

BEDROOM THREE 8'11" x 6'11" excluding the storage area (2.72 x 2.11 excluding the storage area ()

Double-glazed window to the front.

OUTSIDE

To the front of the property there is an area laid to tarmac which provides off-road parking, with an adjacent area of lawn. The garden to the rear is laid to lawn - enclosed by timber fencing and hedging, with a small paved area and gravelled sections, including an apple tree and mature shrubs. Further area laid to concrete with a storage shed.

COUNCIL TAX

Plymouth City Council
Council tax band B

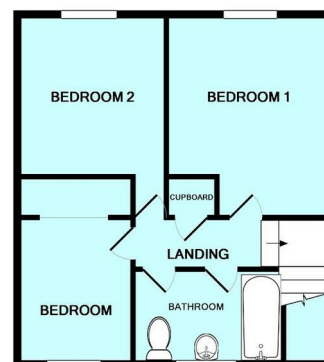
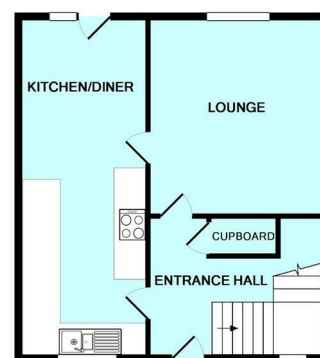
Rental holding deposit

The agent may require a holding deposit equivalent to a week's rent in order to secure the property. This amount would then be deducted from the 1st month's rent.

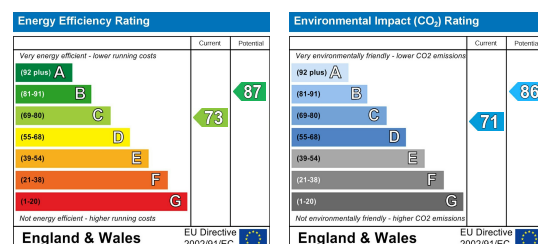
Area Map



Floor Plans



Energy Efficiency Graph



These particulars, whilst believed to be accurate are set out as a general outline only for guidance and do not constitute any part of an offer or contract. Intending purchasers should not rely on them as statements of representation of fact, but must satisfy themselves by inspection or otherwise as to their accuracy. No person in this firm's employment has the authority to make or give any representation or warranty in respect of the property.